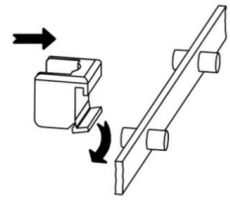
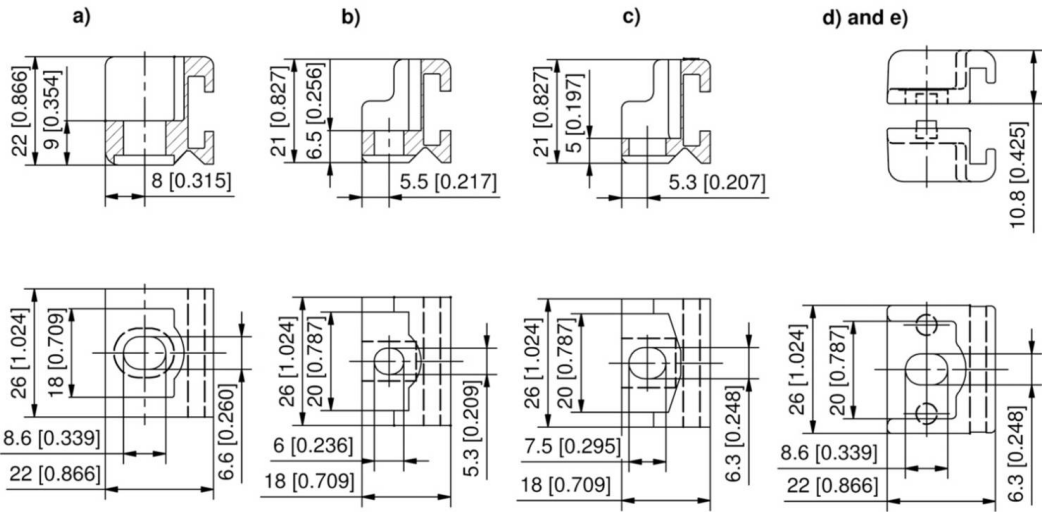




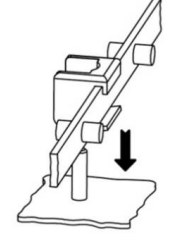
GUIDE TRINGLE (OFFSET DUO)

84-7-9503

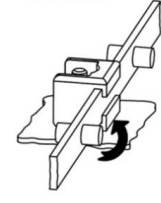
| | |
|------------------|-----|
| Poids (g) | 5 g |
|------------------|-----|



1. Open the rod guide's living hinge downwards and position over the flat rod.



2. Assemble the flat rod guide onto the weld stud.



3. By tightening the nut the living hinge automatically and securely attaches the flat rod.